



Linea Research Q-Sys Amp Control Plugin V4.1

Linea Research has developed integration with QSC Q-Sys Ecosystems.

Devices can be added to the Q-Sys Ecosystem with Q-Sys Designer software.

Devices can then be controlled by Q-Sys Designer, Q-Sys compatible user-controlled interfaces and GPIO logic ports integrated into Q-Sys cores and peripherals.

Control features include:

- Gain
- Mute
- Sleep
- Standby
- Snapshot selection
- Amplifier status/Worst Alarm notification

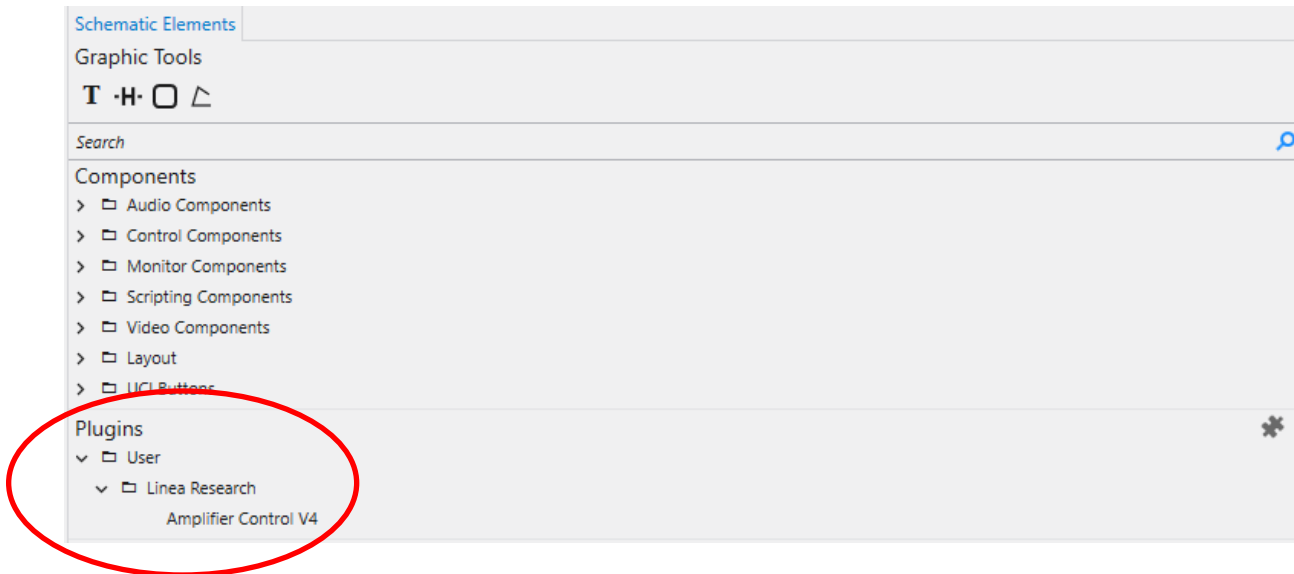
Linea Research devices must have firmware version 1.678 or above installed to be compatible with V4 Q-Sys plugin.

For control of all other device parameters please use System Engineer 7 or System Engineer 8 software available at:

<https://linea-research.co.uk/downloads/>

Getting Started:


1. Download the Linea Research Q-Sys V4.1 plugin from the “Third Party Control” section of the Linea Research Downloads page. <https://linea-research.co.uk/downloads/>
2. Copy the **Linea Research Amplifier Control V4.1.qplug** file into the **My Documents\QSC\Q-Sys Designer\Plugins** Folder
3. Open Q-Sys Designer, the plugin can be found in the Schematic Elements\Plugins section on the right-hand side of the page:



4. Drag and drop the plugin into your design and select it by clicking once on the plugin icon.
5. In the properties section on the right-hand side of the page choose the amplifier type from the drop-down menu:

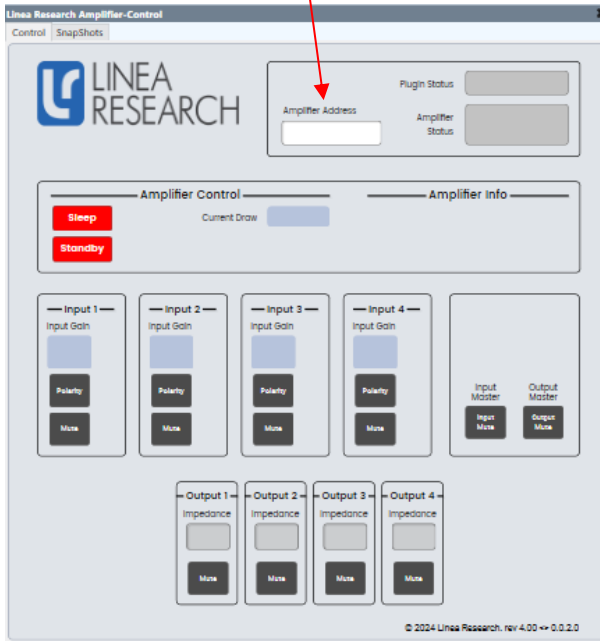


6. Control pins can be enabled by ticking the check-boxes in the “Control Pins” section as required:



7. Go "Online" with your Q-Sys project. If devices are not connected you can use the "Emulate" function under the "File" tab in the menu above.

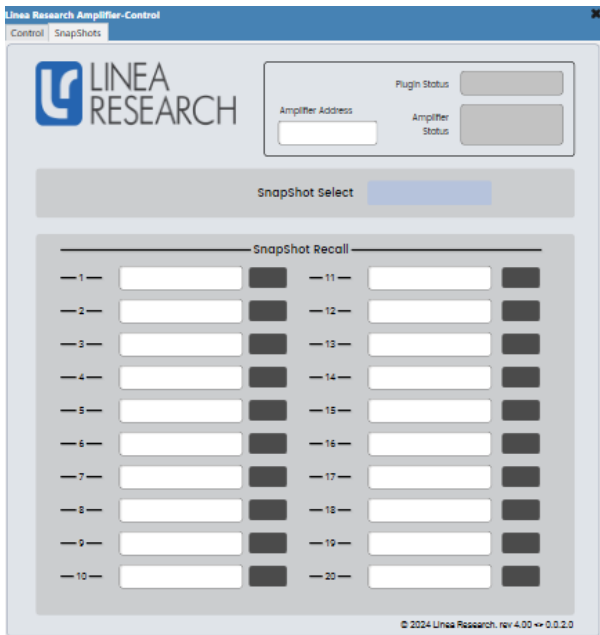
8. Double clicking the plugin icon brings up the device interface, select the "Control" tab, and enter the amplifiers IP address:



Note:
Linea Research devices need to be in "Static IP" mode to connect to Q-Sys.
(Always enter a static IP address in a device before changing device from "Auto IP" to "Static IP")

9. Under the "Control" tab, the user can monitor the connection status, set the standby and sleep status, and adjust the device's mutes and gains.

10. Under the "Snapshots" tab, the user can recall snapshots the user has created.



For more information contact Linea Research [Open a technical support ticket](#)